

Performing Against the Standard (PAS) Information



THE OHIO STATE UNIVERSITY

COLLEGE OF FOOD, AGRICULTURAL,
AND ENVIRONMENTAL SCIENCES



CFAES provides research and related educational programs to clientele on a non-discriminatory basis. For more information, visit cfaesdiversity.osu.edu. For an accessible format of this publication, visit cfaes.osu.edu/accessibility.



The rules for the 2023 PAS Program will be as follows:

1. A youth may only use one horse to try out in PAS shows and cannot replace a horse for any reason after they have shown in their first PAS class. The project horse shown at the state fair must be the one the 4-H member qualified with in his or her county.
2. A youth must qualify in any two (2) classes in order to compete in the State Fair Junior Horse Show. Counties may allow youth to qualify in more than two classes; however, youth may enter in a maximum of four (4) classes at the State Fair Junior Horse Show, this includes ground roping. At the State Fair Junior Horse Show, youth will only be allowed to show in classes for which they qualified.
3. A county may have requirements (i.e. written tests, interview judging, club meeting attendance, etc.) for youth to complete before they may enter State Fair qualifying shows.
4. The show committee should develop a qualifying show for all classes in which youth want to try out. Classes need to be divided as they are for State Fair with the exception that showmanship, horsemanship, or equitation classes do not need to be divided into as many age classes as is offered at State Fair. Riding/driving classes should be divided so that a judge does not evaluate more than approximately ten (10) youth at a time.
5. A county (or group of counties) may offer up to two (2) single-judged qualifying shows or one (1) double-judged qualifying show. In a show with two judges, the scores should not be averaged.
6. A youth cannot compete in more than two (2) single-judged PAS shows or one (1) double-judged PAS show.
7. Gymkhana classes: Riders get one run (attempt) per class in a show to qualify unless county or counties are using one show with two judges to qualify youth. Then the youth may have two attempts (runs) as long as they are not disqualified in the first run. If the youth receives a 'No Time' in their first run, they are still eligible for their second run. If the youth is disqualified in their first run, they are not eligible for a second run.
8. Counties must hire judges that are designated as PAS judges on the current year's Ohio 4-H Horse Show Judges List. This list can be found online at <http://horse.osu.edu>.
9. The show committee must have the current PAS score sheets printed for the judge when arrive at the show. These sheets are available online at <http://horse.osu.edu>. The judge will score the youth in the classes. As the sheets are turned in, a show committee member should total the scores. These scores can then be compared to the qualifying scores to determine if the youth qualified in that class for State Fair. Post the scores as soon as possible after the class is completed so youth know what they have to do in future classes to qualify. If the judge gets to a point in the scoring that they know a youth will definitely not qualify for State Fair, they may place a NQ (not qualified) in the total score box on the evaluation sheet and stop keeping score on that youth.
10. Show management should not expect judges to give comments to youth in PAS classes since the youth can see their evaluation on the posted score sheets.
11. Entry fees may be charged for PAS State Fair qualifying shows/classes to help cover the expense of these classes.
12. Due to the expense of conducting horse shows, some counties may find it desirable to have a show that includes classes that are not judged by PAS standards. This is acceptable; however, PAS classes may not be combined with other classes.
13. PAS classes should not be placed. If you wish to give awards, give awards based on score received (i.e. if a youth scores a 90 in showmanship, they get an award indicating excellence in that class).
14. Exhibitors with animals that are of the incorrect size for the class entered will be moved to the correct class.



15. Counties can send their youth to another county to qualify for any reason, but they must follow the current guidelines in the Uniform Rules for 4-H Horse Shows.
16. An Out-of-County PAS form is available online at <http://horse.osu.edu>.
17. **If an exhibitor participates in an Out-of-County PAS Show, the exhibitor must upload a copy of their completed out-of-county PAS Show form to their 4-H Online account by 1:00pm on July 1, 2023.**
18. **Each PAS show must record the PAS scores (qualifying or not) of all exhibitors participating in that show on the PAS verification form. This form must be submitted to the Ohio 4-H Horse Program office at cole.436@osu.edu by 1:00 pm on July 1, 2023.**
19. **Exhibitors intending to show at the Ohio State Fair Junior Horse Show must upload a copy of their equine's current negative Coggins test (dated on or after January 1, 2023) to their 4-H Online account by 1:00pm on July 1, 2023.**
20. **It is the responsibility of each exhibitor to submit their entry and pay their \$50 stall fee online at www.ohiostatefair.com by 1:00 pm by July 1, 2023.**

In summary, the following information must be submitted in order for an exhibitor to be able to compete at the Ohio State Fair Junior Horse Show:

- Out-of-County PAS form (if applicable); uploaded to the exhibitor's 4-H Online account.
- Junior Horse Show entry and \$50 stall fee; online at www.ohiostatefair.com.
- Current negative Coggins test; uploaded to the exhibitor's 4-H Online account.
- PAS Verification Form; submitted to cole.436@osu.edu by the PAS Show Manager or County 4-H Educator.

21. Refer to the current rulebook (Uniform Rules for 4-H Horse Shows) for requirements for all classes.
22. Youth should review the 2023 State Fair Junior Horse Show schedule carefully for potential class conflicts when selecting their classes. At State Fair, classes will not be held for class conflict.
23. Easy Gaited horses may not show in riding classes that require a trot. Correct tack and attire for Easy Gaited Equitation and Easy Gaited Pleasure is Saddle Seat or Western tack and attire, respectively. **Easy Gaited classes for State Fair will be two-gaited classes (no canter).** Gaits will be a Show Walk and a Show Gait. County qualifying classes will also be two gaited. In Easy Gaited Pleasure, the Show Gait will be worth 70 points since they do not canter. Easy Gaited horses may show in Gymkhana as the class does not require a trot.
24. A youth may show in draft horse/pony or light horse/pony) driving, but not both. A heavy harness is expected in draft classes while a light harness is expected in light horse/pony driving classes.
25. At State Fair, a horse cannot be shown in both of the following combinations of classes:
 - a. Western Pleasure and Ranch Pleasure
 - b. Western Pleasure and Ranch Riding
 - c. Trail and Trail in-Hand
 - d. Intermediate Equitation Over Fences and Advanced Equitation Over Fences
 - e. Low Hunter Over Fences and Regular Hunter Over Fences
26. Patterns for the 2023 **PAS qualifying classes will be posted online at hppt://horse.osu.edu. These patterns are the ONLY patterns to be used for PAS classes in 2023.** In addition to these patterns, the following rules will apply for the specified classes:

PAS Qualifying Showmanship Rules

A judge may bring the class into the arena and then do the pattern, or they may work the youth as they enter the arena. Draft horses are an exception in that they will always come into the arena and work out of the line.

PAS Qualifying Horsemanship/Equitation Rules

For Western Horsemanship and Hunter Equitation, the judge may work the pattern as the rider enters the area and then bring either the finalist or the whole class back for rail work. They may work the rail first and do the pattern afterward for any Horsemanship/Equitation class. Saddle Seat and Easy Gaited Equitation will always work the rail first.



The following is a list of State Fair Junior Horse Show classes to be offered in 2023 and the minimum scores or maximum times to qualify for these classes:

	QUALIFYING SCORE (JR/SR)		QUALIFYING SCORE (JR/SR)
SHOWMANSHIP CLASSES		OVER FENCES CLASSES	
WESTERN SHOWMANSHIP	68	HUNTER HACK	70
RANCH SHOWMANSHIP		HUNTER OVER FENCES	
HUNTER SHOWMANSHIP		EQUITATION OVER FENCES	
SADDLE TYPE SHOWMANSHIP			
EASY-GAITED SHOWMANSHIP		PATTERN CLASSES	
DRAFT SHOWMANSHIP		WESTERN HORSEMANSHIP	68
		RANCH HORSEMANSHIP	
PLEASURE CLASSES		HUNT SEAT EQUITATION	
WESTERN PLEASURE	68	SADDLE SEAT EQUITATION	
RANCH PLEASURE		EASY-GAITED EQUITATION	65
HUNTER UNDER SADDLE		RANCH RIDING	
ENGLISH PLEASURE		WESTERN RIDING	
EASY-GAITED PLEASURE		REINING	
		TRAIL/TRAIL IN-HAND	
SMALL EQUINE CLASSES			
SMALL EQUINE HUNTER	70	DRIVING CLASSES	
SMALL EQUINE JUMPER	0 FAULTS	DRAFT DRIVING	70
		PLEASURE DRIVING	
GROUND ROPING		DRIVING REINSMANSHIP	68
	70% (84 out of 120 points)	DRIVEN TRAIL	

GYMKHANA CLASSES – Time given is maximum time in seconds. **Times are not to be rounded up or down.** (For example, if the qualifying time is 19.000 seconds and the horse/rider's time is 19.050 seconds, their time is greater than 19.000 seconds and is not a qualifying time.) **The judge will not increase the qualifying times listed below due to arena conditions.**

BARREL PATTERN	A	B	C	D
	QUALIFYING TIME (Seconds)	QUALIFYING TIME (Seconds)	QUALIFYING TIME (Seconds)	QUALIFYING TIME (Seconds)
PONY/JUNIOR (9-12 yr)	23.000	21.500	20.500	19.000
INTERMEDIATE (13-15 yr)	22.500	21.000	20.000	18.500
SENIOR (16-18 yr)	22.000	20.500	19.500	18.000

POLE BENDING	QUALIFYING TIME (Seconds)	STAKES RACE	QUALIFYING TIME (Seconds)	KEYHOLE RACE	QUALIFYING TIME (Seconds)
PONY/JUNIOR (9-12 yr)	26.000	PONY/JUNIOR (9-12 yr)	19.000	PONY/JUNIOR (9-12 yr)	11.000
INTERMEDIATE (13-15 yr)	25.500	INTERMEDIATE (13-15 yr)	18.750	INTERMEDIATE (13-15 yr)	10.750
SENIOR (16-18 yr)	25.000	SENIOR (16-18 yr)	18.500	SENIOR (16-18 yr)	10.500

2023 Ohio State Fair Junior Horse Show

	Monday, July 17th	Tuesday, July 18th	Wednesday, July 19th	Thursday, July 20th	Friday, July 21st
Coliseum	<p><i>Schooling for Draft/Small Equine/Driving Classes Only</i> <i>Arena closes for maintenance at 9:30am</i></p> <p>Starting at 8:00am</p> <p>1 Draft Showmanship - H/P, Members 9-18 yr 2 Pleasure Driving - Light H/P, Members 9-18 yr 3 Driving Reinsmanship - Light H/P, Members 9-18 yr 4 Driven Trail - Light H/P, Members 9-18 yr 5 Driven Trail - Draft H/P, Members 9-18 yr 6 Single Hitch Draft Driving, Members 9-18 yr 7 Driving Reinsmanship - Draft H/P, Members 9-18 yr <i>Arena closes for Judging Contest at 1:00pm</i></p> <p>Horse Judging Contest (12:00-4:00pm)</p> <p>Starting at 5:00pm</p> <p>8 Sm Eq Showmanship, Members 9-18 yr 9 Sm Eq Hunter in-Hand, Members 9-18 yr 10 Small Eq Jumpers, Members 9-18 yr 11 Sm Eq Trail in-Hand, Members 9-18 yr 12 Sm Eq Pleasure Driving, Members 9-18 yr 13 Sm Eq Driving Reinsmanship, Members 9-18 yr 14 Sm Eq Driven Trail, Members 9-18 yr</p> <p>Starting at 7:30pm Gymkhana Meeting <i>Arena closes for maintenance until footing is ready</i> <i>Schooling for Gymkhana Classes Only</i></p>	<p><i>Schooling for Gymkhana Classes Only</i> <i>Arena closes for maintenance at 7:00am</i></p> <p>Starting at 8:00am</p> <p>34 Barrels - Pony, Members 9 -12 yr 35 Barrels - Pony, Members 13 -15 yr 36 Barrels - Pony, Members 16 - 18 yr 37 Barrels - Horse, Members 9-12 yr 38 Barrels - Horse, Members 13- 15 yr 39 Barrels - Horse, Members 16 - 18 yr ~ 30 minute break ~ 40 Pole Bending - Pony, Members 9 -12 yr 41 Pole Bending - Pony, Members 13 -15 yr 42 Pole Bending - Pony, Members 16 -18 yr 43 Pole Bending - Horse, Members 9-12 yr 44 Pole Bending - Horse, Members 13-15 yr 45 Pole Bending - Horse, Members 16-18 yr</p> <p>Starting at 7:00pm</p> <p>46 Costume Class, Members 9-18 yr</p> <p><i>Schooling for Gymkhana/Reining Classes Only</i></p>	<p><i>Schooling for Gymkhana/Reining Classes Only</i> <i>Arena closes for maintenance at 7:00am</i></p> <p>Starting at 8:00am</p> <p>64 Keyhole Race - Pony, Members 9-12 yr 65 Keyhole Race - Pony, Members 13-15 yr 66 Keyhole Race - Pony, Members 16-18 yr 67 Keyhole Race - Horse, Members 9-12 yr 68 Keyhole Race - Horse, Members 13-15 yr 69 Keyhole Race - Horse, Members 16-18 yr ~ 30 minute break ~ 70 Stakes Race - Pony, Members 9-12 yr 71 Stakes Race - Pony, Members 13-15 yr 72 Stakes Race - Pony, Members 16-18 yr 73 Stakes Race - Horse, Members 9-12 yr 74 Stakes Race - Horse, Members 13-15 yr 75 Stakes Race - Horse, Members 16-18 yr</p> <p>Starting at 6:00pm</p> <p>76 Western Riding - H/P, Members 9-18 yr 77 Reining - H/P, Members 9-18 yr</p> <p><i>Schooling for Western Classes Only</i></p>	<p><i>Schooling for Western Classes Only</i> <i>Arena closes for maintenance at 8:30am</i></p> <p>Starting at 9:00am</p> <p>94 Western Pleasure - Pony, Members 9-18 yr 95 Western Pleasure - H/P, Members 9-12 yr 96 Western Pleasure - H/P, Members 13-14 yr 97 Western Pleasure - H/P, Members 15-16 yr 98 Western Pleasure - H/P, Members 17-18 yr</p> <p><i>Arena closes for maintenance at 12:30pm</i></p> <p>Starting at 1:00pm</p> <p>99 Western Horsemanship - H/P, Members 9-12 yr 100 Western Horsemanship - H/P, Members 13-14 yr 101 Western Horsemanship - H/P, Members 15-16 yr 102 Western Horsemanship - H/P, Members 17-18 yr</p> <p><i>Arena closes for maintenance at 6:30pm</i></p> <p>Starting at 7:00pm</p> <p>103 Western Pleasure Grand Championship 104 Western Horsemanship Grand Championship</p> <p><i>Schooling for Over Fences Classes Only</i></p>	<p><i>Schooling for Hunt Seat Classes Only</i> <i>Arena closes for maintenance at 7:00am</i></p> <p>Starting at 8:00am</p> <p>128 Hunter Hack - H/P, Members 9-13 yr 129 Hunter Hack - H/P, Members 14-18 yr 130 Intermediate EQ O/F - H/P, Members 9-18 yr 131 Advanced EQ O/F - H/P, Members 9-18 yr 132 Low Hunter O/F - H/P, Members 9-18 yr 133 Regular Hunter O/F - H/P, Members 9-18 yr</p> <p><i>Arena closes for maintenance at 3:30pm</i></p> <p>Starting at 4:00pm</p> <p>134 <i>Hunt Seat EQ Grand Championship</i> 135 <i>Hunter Under Saddle Grand Championship</i></p> <p>Show Offices Close 1 hr after completion of Class #135</p>
Denny Hales	<p><i>Schooling for Easy-Gaited/Saddle Seat Classes Only</i> <i>Arena closes for maintenance at 9:00am</i></p> <p>Starting at 9:00am</p> <p>15 Saddle Type Showmanship - H/P, Members 9-18 yr 16 Easy-Gaited Showmanship - H/P, Members 9-18 yr 17 Saddle Seat Pleasure - H/P, Members 9-18 yr 18 Saddle Seat Equitation - Members 9-18 yr</p> <p>Break for Horse Judging Contest (12-4:00pm) <i>Schooling for Easy-Gaited/Saddle Seat Classes Only</i></p> <p>Starting at 5:00pm</p> <p>19 Easy-Gaited English Pleasure - H/P, Members 14-18 yr 20 Easy-Gaited English Equitation - H/P, Members 14-18 yr 21 Easy-Gaited E/W Pleasure - H/P, Members 9-13 yr 22 Easy-Gaited EQ/HMS - H/P, Members 9-13 yr 23 Easy-Gaited Western Pleasure, Members 14-18 yr 24 Easy-Gaited Western Horsemanship, Members 14-18 yr</p> <p><i>Schooling for Ranch Classes Only</i></p>	<p><i>Schooling for Ranch Classes Only</i> <i>Arena closes for maintenance at 8:30am</i></p> <p>Starting at 9:00am</p> <p>47 Ranch Pleasure - Pony, Members 9-18 yr 48 Ranch Pleasure - H/P, Members 9-12 yr 49 Ranch Pleasure - H/P, Members 13-14 yr 50 Ranch Pleasure - H/P, Members 15-16 yr 51 Ranch Pleasure - H/P, Members 17-18 yr</p> <p>Starting at 1:00pm</p> <p>52 Ranch Horsemanship - H/P, Members 9-12 yr 53 Ranch Horsemanship - H/P, Members 13-14 yr 54 Ranch Horsemanship - H/P, Members 15-16 yr 55 Ranch Horsemanship - H/P, Members 17-18 yr</p> <p>Starting at 7:00pm</p> <p>56 <i>Ranch Pleasure Grand Championship</i> 57 <i>Ranch Horsemanship Grand Championship</i></p> <p><i>Schooling for Ranch/Western Riding Classes Only</i></p>	<p><i>Schooling for Ranch Classes Only</i> <i>Arena closes for maintenance at 8:00am</i></p> <p>Starting at 9:00am</p> <p>78 Ranch Riding - H/P, Members 9-12 yr 79 Ranch Riding - H/P, Members 13-14 yr 80 Ranch Riding - H/P, Members 15-16 yr 81 Ranch Riding - H/P, Members 17-18 yr</p> <p><i>Arena closes for maintenance at 1:00pm</i></p> <p>Starting at 2:00pm</p> <p>82 Ranch Riding Grand Championship</p> <p>Starting at 5:00pm</p> <p>83 Ground Roping, Members 9-13 yr 84 Ground Roping, Members 14-18 yr</p> <p><i>Schooling for Dressage Classes Only</i></p>	<p><i>Schooling for Dressage Classes Only</i> <i>Arena closes for maintenance at 7:00am</i></p> <p>Starting at 9:00am</p> <p>105 Training Level, Test 1 - H/P, Members 9-18 yr 106 Training Level, Test 2 - H/P, Members 9-18 yr 107 Training Level, Test 3 - H/P, Members 9-18 yr 108 First Level, Test 1 - H/P, Members 9-18 yr 109 First Level, Test 2 - H/P, Members 9-18 yr 110 First Level, Test 3 - H/P, Members 9-18 yr 111 CD Percentage Class - H/P, Members 9-18 yr 112 Basic Level, Test 1 - H/P, Members 9-18 yr 113 Basic Level, Test 2 - H/P, Members 9-18 yr 114 Basic Level, Test 3 - H/P, Members 9-18 yr 115 Level 1, Test 1 - H/P, Members 9-18 yr 116 Level 1, Test 2 - H/P, Members 9-18 yr 117 Level 1, Test 3 - H/P, Members 9-18 yr 118 WD Percentage Class - H/P, Members 9-18 yr</p> <p><i>Schooling for Hunt Seat Classes Only</i></p>	<p><i>Schooling for Hunt Seat Classes Only</i> <i>Arena closes for maintenance at 7:30am</i></p> <p>Starting at 9:00am</p> <p>136 Hunt Seat Equitation, Members 9-12 yr 137 Hunt Seat Equitation, Members 13-14 yr 138 Hunt Seat Equitation, Members 15-16 yr 139 Hunt Seat Equitation, Members 17-18 yr</p> <p>Starting at 12:00pm</p> <p>140 Hunter Under Saddle, Pony, Members 9-18 yr 141 Hunter Under Saddle - H/P, Members 9-12 yr 142 Hunter Under Saddle - H/P, Members 13-14 yr 143 Hunter Under Saddle - H/P, Members 15-16 yr 144 Hunter Under Saddle - H/P, Members 17-18 yr</p> <p>Show Offices Close 1 hr after completion of Class #135</p>
Cooper	<p><i>Schooling for Showmanship Classes Only</i> <i>Arena closes for maintenance at 8:00am</i></p> <p>Starting at 8:30am</p> <p>25 Ranch Showmanship - H/P, Members 15 yr 26 Ranch Showmanship - H/P, Members 16 yr 27 Ranch Showmanship - H/P, Members 17 yr 28 Ranch Showmanship - H/P, Members 18 yr</p> <p>Break for Horse Judging Contest (12-4:00pm) <i>Schooling for Showmanship Classes Only</i></p> <p>Starting at 5:00pm</p> <p>29 Ranch Showmanship - H/P, Members 9-11 yr 30 Ranch Showmanship - H/P, Members 12 yr 31 Ranch Showmanship - H/P, Members 13 yr 32 Ranch Showmanship - H/P, Members 14 yr <i>Arena closes for maintenance at 7:30pm</i></p> <p>Starting at 8:00pm</p> <p>33 <i>Ranch Showmanship Grand Championship</i> <i>Schooling for Trail Classes Only</i></p>	<p><i>Schooling for Trail Classes Only</i> <i>Arena closes for maintenance at 8:00am</i></p> <p>Starting at 9:00am</p> <p>58 Trail - H/P, Members 9-13 yr 59 Trail - H/P, members 14-18 yr 60 Trail in-Hand - H/P, Members 9-13 yr 61 Trail in-Hand - H/P, Members 14-18 yr</p> <p><i>Schooling for Obstacle Challenge Classes Only</i></p> <p><i>Arena closes for maintenance at 2:30pm</i></p> <p>Starting at 4:00pm</p> <p>62 Obstacle Challenge, Members 9-13 yr 63 Obstacle Challenge, Members 14-18 yr</p> <p><i>Schooling for Showmanship Classes Only</i></p>	<p><i>Schooling for Showmanship Classes Only</i> <i>Arena closes for maintenance at 8:30am</i></p> <p>Starting at 8:00am</p> <p>85 Western Showmanship - H/P, Members 9-11 yr 86 Western Showmanship - H/P, Members 12 yr 87 Western Showmanship - H/P, Members 13 yr 88 Western Showmanship - H/P, Members 14 yr 89 Western Showmanship - H/P, Members 15 yr 90 Western Showmanship - H/P, Members 16 yr 91 Western Showmanship - H/P, Members 17 yr 92 Western Showmanship - H/P, Members 18 yr</p> <p><i>Arena closes for maintenance at 3:30pm</i></p> <p>Starting at 4:00pm</p> <p>93 Western Showmanship Grand Championship</p> <p><i>Schooling for Showmanship Classes Only</i></p>	<p><i>Schooling for Showmanship Classes Only</i> <i>Arena closes for maintenance at 8:00am</i></p> <p>Starting at 8:30am</p> <p>119 Hunter Showmanship - H/P, Members 9-11 yr 120 Hunter Showmanship - H/P, Members 12 yr 121 Hunter Showmanship - H/P, Members 13 yr 122 Hunter Showmanship - H/P, Members 14 yr 123 Hunter Showmanship - H/P, Members 15 yr 124 Hunter Showmahship - H/P, Members 16 yr 125 Hunter Showmahship - H/P, Members 17 yr 126 Hunter Showmahship - H/P, Members 18 yr</p> <p><i>Arena closes for maintenance at 3:30pm</i></p> <p>Starting at 4:00pm</p> <p>127 <i>Hunter Showmanship Grand Championship</i></p> <p><i>Schooling for Hunt Seat Classes Only</i></p>	<p><i>Schooling for Hunt Seat Classes Only</i></p> <p><i>Arena closes at 2:00pm</i></p> <p>Show Offices Close 1 hr after completion of Class #135</p>

2023 Ohio State Fair Junior Horse Show – Additional Information:

Entries:

Exhibitors who qualify for the Ohio State Fair Junior Horse Show can submit their entries online at <https://ohorse.fairwire.com/>. A non-refundable \$50.00 stall fee is due with the entry and payable online. The entries must be submitted no later than 1:00pm on Saturday, July 1, 2023.

Move-in Date:

Horses will be allowed to move in beginning at 2:00pm on Sunday, July 16, 2023.

The Junior Horse Show office will be open Sunday from 4:00-8:00pm, Monday - Thursday from 7:00am-9:00pm, and Friday from 7:00am until 1 hr after the end of the show

Group Stalls and Private Tack Stalls:

Exhibitors wishing to stall together must submit an online Stall Request form using the link below by the entry deadline of Saturday, July 1, 2023 at 1:00pm. A copy of each exhibitor's stall receipt must be uploaded with the entry form at the time of submission for the exhibitor to be included in the request. Designated community tack stalls will be available in each aisle at no charge! In addition, a limited number of private tack stalls will be available for purchase at \$50.00 per stall on a first come, first serve basis with priority given to exhibitors who will be stalling together and sharing tack stalls. Exhibitors can enter the total number of tack stalls requested at the end of the stall request form, along with the email address of the person responsible for submitting the request. Pending the availability of tack stalls, an invoice will be emailed for payment.

Stall assignments will be posted on this page on July 14, 2023. Stall assignments will not be changed except for maintenance issues.

More event information for the 2023 Ohio State Fair Junior Horse Show can be found at:

<https://ohio4h.org/events/ohio-state-fair-junior-horse-show>

Northwest Ohio PAS Registration



Follow the link
to register

June 10th, 2023

Hosted by: Allen, Auglaize and Hardin Counties

Location: Allen County Fairgrounds

Starting Time: 9am (booths open at 8am)

Cost: \$25 per kid for exhibitors out of hosting counties

Single Judged Show

Rain or Shine

June 10th, 2023

Location: Hancock County Fairgrounds

Cost: \$40 per exhibitor for out of county, \$20 Hancock county exhibitors

Single Judged Show

Rain or Shine

June 11th, 2023

Location: Putnam County Fairgrounds

Starting Time:

Cost: \$15 for 4 classes, \$10 per extra class for a max of 6 (\$35)

Single Judged Show

Rain or Shine

June 17th, 2023

Location: Fulton County Fairgrounds

Starting Time: 9:00am

Cost: \$25 per exhibitor

Single Judged Show

Rain or Shine



REGISTRATION IS NOW OPEN!

Deadline to sign up is JUNE 1!

Registration link: <https://go.osu.edu/nwopasregistration>

Please contact your local county educator with any questions!



PAS (PERFORMANCE AGAINST A STANDARD) HORSE SHOW OUT OF COUNTY APPROVAL FORM (UPDATED 2022)

Exhibitor's Name _____ 4-H Home County _____

Birth Date _____ Age (as of Jan 1st) _____ Phone _____ Email _____

Project Horse's Name _____ (Animal ID Form MUST be attached)

Home County 4-H Educator _____
Printed Name
Signature of 4-H Educator

**REMINDER: Youth may only show in TWO (2) single-judged
PAS shows or ONE (1) double-judged PAS show!**

County of PAS Show _____					Date of PAS Show _____				
Class Name	JHS Class Number	Score	Qualified?		Class Name	JHS Class Number	Score	Qualified?	
			Yes	No				Yes	No

 Printed Name
 of PAS Show Manager or county 4-H Educator

 Signature
 of PAS Show Manager or county Educator

Email _____ Phone _____

IMPORTANT! The exhibitor is responsible for uploading this completed form and a copy of their horse's negative Coggins test result (dated 1/1/2022 or after) to their 4-H online account by 1:00pm on July 1st. The exhibitor is also responsible for submitting their Junior Horse Show entry and paying their stall fee online at www.ohiostatefair.com by 1:00 pm on July 1st.

The county 4-H Educator/PAS Show Manager is responsible for submitting the PAS Show Verification Form(s) by 1:00pm on July 1st for the exhibitors to be eligible to compete in the Ohio State Fair Junior Horse Show.



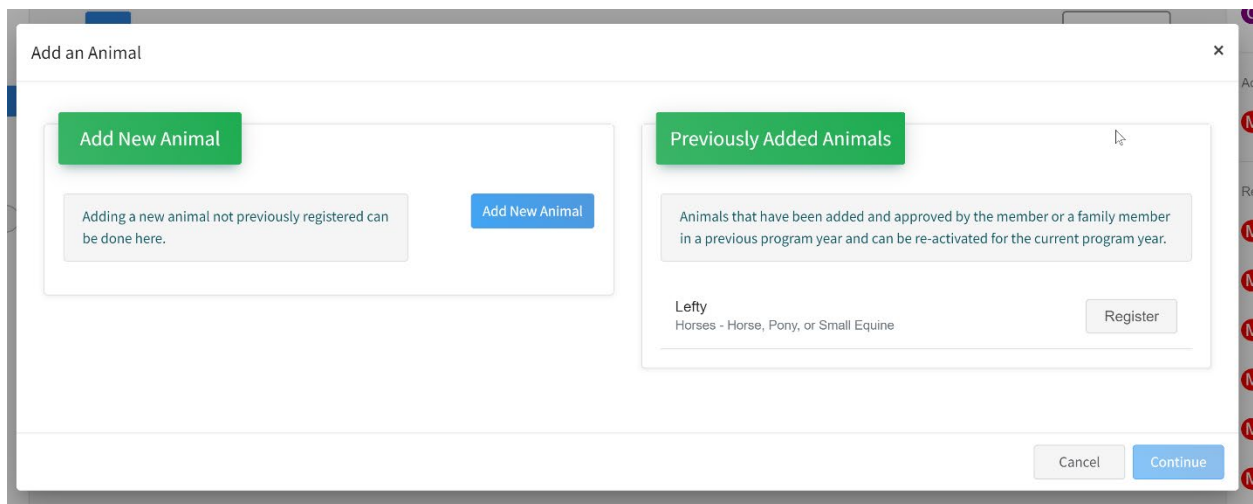
Name of Show	Location	Show Contact Name	Email	Phone Number	Date of Show	Do you accept out of county participants?	Does your show accept preregistration?	Preregistration closes on:	Does your show accept entries day of?	Does your show include all classes offered at State Fair?	Any other comments:	Link to show bill:
Columbiana County PAS Show	Columbiana County Fairgrounds 225 Lee Ave Lisbon, Ohio 44432	Audrey Dimmerling	dimmerling.13@osu.edu	330-870-1165	6/10/0003	Yes	Yes	6/2/2023	Yes	No		
Brown County PAS	325 w. State st. Georgetown, Oh 45121 Fairgro	Theresa Siemer	Tmsiemer@yahoo.com	5132565676	5/21/2023	Yes	Yes	5/12/2023	Yes	No	Arena is located in back of fairgrounds. Stalls available for rent, must use shavings- available on grounds	2023 PAS Show Flyer.html
Muskingum County PAS Show	Muskingum County Fairgrounds	Jamie McConnell	mconnell.210@osu.edu	7404540144	6/2/2023	Yes	No		Yes	No		https://muskingum.osu.edu/sites/muskingum/files/mce/Program_Pages/4H/Livestock_Resources/PAS%20Show%20Bill.pdf
Hocking County PAS Show	Hocking County Fairgrounds	Kayla Nihiser	thompson.1860@osu.edu	740-385-3222	6/4/2023	Yes	Yes	5/5/2023	Yes	No		
Allen, Auglaize, Hardin County PAS	Allen County Fairgrounds (2750 Harding Hwy Li Jo	Ellen Gellart	jeg1978@roadrunner.com	419-229-3384	6/10/2023	Yes	Yes	5/31/2023	No	No	\$20 out of county	
Jefferson County PAS Show	Jefferson County Fairgrounds, Smithfield Ohio	Cindy Stingle/ Erin Ogden	c2stingle@yahoo.com/ erin.lynn.a@gmail.com	740-381-5921/ 740-4	6/10/2023	Yes	Yes	6/5/2023	Yes	No	No Reining offered, Only jumping will be Hunter Hack.	
Trumbull County pas	Trumbull County Fairgrounds	Becky Dyson	dyna548@hotmail.com	330-469-3389	6/10/2023	Yes	Yes		Yes	Yes	We offer all except dressage	Message for showbill
Belmont County PAS Show	Belmont County Fair Grounds, 45420 Roscoe Rd., St. Clairsville, OH 43950	Tracey Dickerson	dickerson.300@osu.edu	740-695-1455	6/11/2023	Yes	Yes	6/5/2023	Yes	No	No dressage	
Guernsey County PAS show	Guernsey County Fairgrounds, Old Washington OH	Amy Hlad	thehlads@frontier.com	740-260-2507	6/11/2023	Yes	Yes	6/9/2023	Yes	We don't offer Dressage		
Putnam County PAS Show	Ottawa, OH	Kelly Slatman / Heather Echler	kslatman@aol.com / hechler512@aol.com	K-419-789-0436 / H 419-494-4583	6/11/2023	Yes	Yes	6/8/2023	Yes	If wanting any jump class other than hunter hack, exhibitor must bring own jumps		
Medina County PAS	Medina County Fairgrounds	Ruth E Billman	rebsister3@gmail.com	330-635-8036	6/16/2023	Yes	Yes	6/1/2023	No	No	Will accept registration of out of county up to 6/11 if needed classes are already on show bill.	
Champaign County PAS	Champaign County Fairgrounds	Amy Randall	amyrandall07@gmail.com	9362062883	6/17/2023	Yes	No		Yes	No	We do not have roping or dressage and limited jumping. Our standards don't go to 2'6	
Delaware County PAS Show	Delaware County Fairgrounds	Laryssa Hook	hook.26@osu.edu	740-833-2030	6/17/2023	Yes	Yes		Yes	Most classes offered	Show is Saturday and Sunday. Same show bill both days.	Not yet posted. Will be posted in mid-May at https://delaware.osu.edu/program-areas/4-h-youth-development/fair#Horse
Fulton County PAS Show	Fulton County Fairgrounds	Morgan Parcher	parcher.6@osu.edu	4197700253	6/17/2023	Yes	Yes		No	No	Henry/Fulton County combined show	
Henry County PAS Show	Fulton County Fairgrounds	Morgan Parcher	parcher.6@osu.edu	4197700253	6/17/2023	Yes	Yes		No	No		
Holmes County PAS Show	Harvest Ridge 8880 OH-39 Millersburg OH 44654	Cass Dawson or Pam Peebles	Ced53094@yahoo.com pamt77@neo.rr.com	330-763-3246 or 740-263-9213	6/17/2023	Yes	No		Yes	No		https://docs.google.com/document/d/10csB8SaNdCcl0ISYvtWcY770Tc1V79CzyTLbAvY/edit?usp=sharing
Lake County PAS Tryouts	1301 Mentor Ave, Painesville, OH 44077	Kenna Covert	kennacovert@att.net	4404795186	6/17/2023	Yes	Yes		Yes	No	Contact Kenna if there is a specific class you need	Not yet posted
Mahoning County PAS Show	Canfield Fairgrounds, 7265 Columbiana-Canfield	Beth Smith	smith.11958@osu.edu	330-533-5538	6/17/2023	Yes	No		Yes	Yes		https://mahoning.osu.edu/sites/mahoning/files/mce/2023%20Mahoning%20County%20PAS%20Showbill.pdf
Scioto County PAS Show	Scioto County Fairgrounds 1193 Fairground Rd	Abbie Mowen	mowen.13@osu.edu	740-354-7879	6/17/2023	Yes	Yes	6/9/2023	Yes	No	See Scioto County 4-H Facebook Page for more details!	
Wood County PAS show	Wood county fairgrounds Bowling Green	Conni Grames	cmgrames@gmail.com	419-276-3532	6/17/2023	Yes	Yes	6/1/2023	No	No		
Darke County PAS	Greenville, ohio	Angie Young	sadleyoung101@yahoo.com	9374597238	6/18/2023	Yes	Yes	6/1/2023	No	Yes		Email me for it since it is not quite done at this time
Delaware County PAS Show	Delaware County Fairgrounds	Laryssa Hook	hook.26@osu.edu	740-833-2030	6/18/2023	Yes	Yes		Yes	Most classes offered	Show is Saturday and Sunday. Same show bill both days.	Not yet posted. Will be posted in mid-May at https://delaware.osu.edu/program-areas/4-h-youth-development/fair#Horse
Huron, Erie, Lorain	Huron County Fairgrounds, Norwalk	Tricia Baker	baketricia67@yahoo.com	419-921-6116	6/24/2023	Yes	Yes	6/21/2023	Yes	No	Please text me, I will return text or call	
Licking County 4-H PAS Show	Hartford Fairgrounds (14028 Fairgrounds Road, Coshocton County Fairgrounds, 707 Kenilworth Ave, Coshocton, OH 43812	Lisa McCutcheon	mccutcheon.46@osu.edu	740-670-5315	6/24/2023	Yes	Yes	7/19/2023	No	Showbill is based upon Licking County 4-H member PAS needs, no dressage classes offered.		
Coshocton County PAS	Kenilworth Ave, Coshocton, OH 43812	Jenny Strickler	strickler.60@osu.edu	7406222265	6/25/2023	Yes	Yes	6/25/2023	Yes	No	No dressage or jumping	
Knox County PAS Show	Knox County Fairgrounds	Andrea Rees	rees.139@osu.edu	7403970401	6/25/2023	Yes	Yes	5/1/2023	Yes	We only offer classes that our county youth sign up for by the county deadline of May 1.		
Trumbull County pas	Trumbull County Fairgrounds	Becky Dyson	dyna548@hotmail.com	330-469-3389	6/25/2023	Yes	Yes		Yes	Yes	We offer all except dressage	Message for showbill

Helpful Hints for uploading Ohio State Fair Junior Horse Show Requirements

Each participant must have a 4HOnline account. Please see the link below to create a 4HOnline account.

https://union.osu.edu/sites/union/files/imce/Program_Pages/4H/New%20Family%20Enrollment%20Step%20by%20Step.pdf

Once an account is created, you will need to add an animal to the 4-Her's account for the current year.

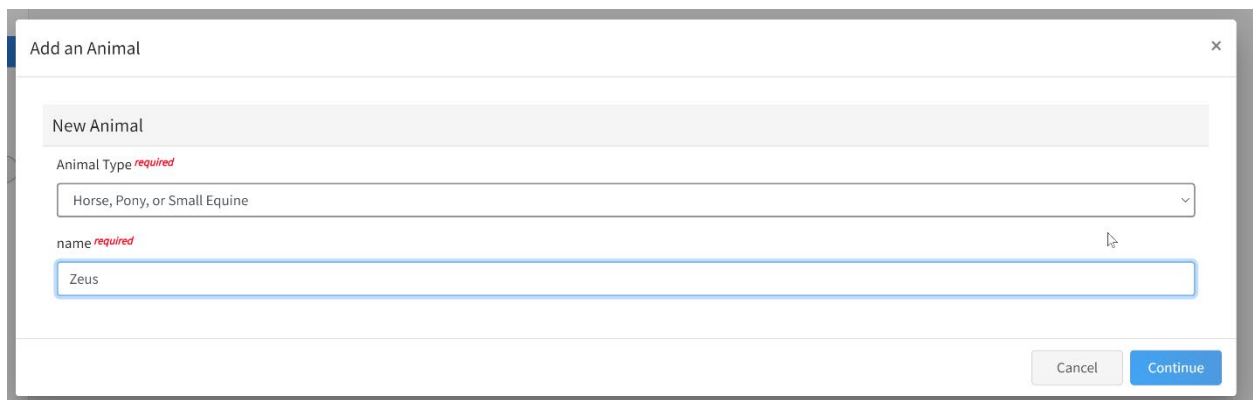


The screenshot shows a modal window titled "Add an Animal" with a close button (X) in the top right corner. It contains two main sections:

- Add New Animal:** A green header box. Below it, a light gray box contains the text "Adding a new animal not previously registered can be done here." and a blue button labeled "Add New Animal".
- Previously Added Animals:** A green header box. Below it, a light gray box contains the text "Animals that have been added and approved by the member or a family member in a previous program year and can be re-activated for the current program year." Below this text is a form with the label "Lefty" and "Horses - Horse, Pony, or Small Equine" in a dropdown menu, followed by a "Register" button.

At the bottom right of the modal are "Cancel" and "Continue" buttons.

Select "Add New Animal" and select "Horse, Pony or Small Equine" for Animal Type. After entering that information, select "Continue" at the bottom of the screen to move to the next page.



The screenshot shows the "Add an Animal" modal window with the "New Animal" section selected. It features the following fields:

- Animal Type *required*:** A dropdown menu with "Horse, Pony, or Small Equine" selected.
- name *required*:** A text input field containing the name "Zeus".

"Cancel" and "Continue" buttons are located at the bottom right of the modal.

Next, fill out the animal information. If information is unknown in the required fields, please put N/A or Unknown in those fields.

1

Questions

2

Files

3

Confirm

Animal

Animal Age

7

Age

Animal Name *required*

Frosty

Name

Animal Birthdate *required*

4/29/2015

Birth Date

Breed *required*

Quarter Horse

Breeder Name *required*

N/A

Coggins Test Date

4/13/2022

Colors And Markings *required*

Bay Roan, No Markings

County Raised

☐ Yes

☒ No

Height

15.1

Height (in Hands)

Member Intends To Show At State *required*

☒ Yes

☐ No

Owned Or Leased *required*

Owned

Owned or Leased

Owner Name *required*

D. Seltner

OwnerName

Animal Gender *required*

Female

Sex

Type of Pet *required*

Horse

Horse, Pony, or Small Equine

BackNext

Once this information is complete, click “Next” to upload files. Please note that 4HOnline requires photos of the animal. This is also the section where the Out-of-County PAS Approval Form (if applicable), Coggins test results, and State Fair Stall Receipt will be uploaded. Currently, JPEG or PDF files can be uploaded for horse identification, but a PDF file must be used for the Coggins Documentation.

Out-of-County PAS Form

No Image Selected

Upload

Coggins Documentation


No Image Selected

Upload

Once files are uploaded, they will appear as pictured below.

Files

Animal Photo - Front




Overwrite

Download

Delete

Animal Photo - Left



Overwrite

Download

Delete

Out-of-County PAS Form

PDF

Overwrite

Download

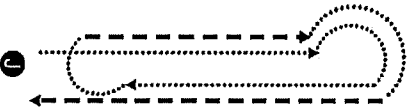
Delete

Once all forms have been uploaded, click “Next” to review your entry. If all information is correct, click “Submit” to upload all your forms to 4HOnline.

Draft Showmanship

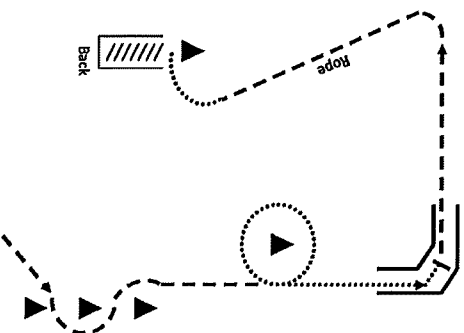
All exhibitors will enter the arena at a trot and line up in a $\frac{3}{4}$ view on the rail.

1. From Judge, walk straight away. Walk a "golf club" loop and continue walking towards Judge.
2. Make a "golf club" loop at a walk. When lined up with Judge, trot in straight line away from Judge.
3. Walk a "golf club" loop and trot the remainder of the way back to Judge. Set-up for inspection. (May turn horse 45° angle either direction.)
4. When dismissed, trot away from Judge.



Driven Trail

1. Trot a serpentine around the first 3 cones and continue to cone 4.
2. Walk a circle around cone 4.
3. Continue at a walk into the corner, stopping halfway through the corner.
4. Trot out of the corner and over the rope, with the rope between the right wheel and the horse.
5. Walk to the final obstacle and back into the obstacle. You may start on either side of the cone in front of the back-in obstacle.
6. Stop and exit at a walk.



Legend for Patterns

READ instructions carefully, diagrams may be abbreviated

Walk or Hand Gallop or

Trot, Jog or Show Gait - - - - -

Sitting Trot - . - . - . - . - . - .

Extended Trot or Jog - . - . - . - . - . - .

Center or Lope or Hand Gallop _____

Back < > > > > or |||||

Markers ▲ or (A)

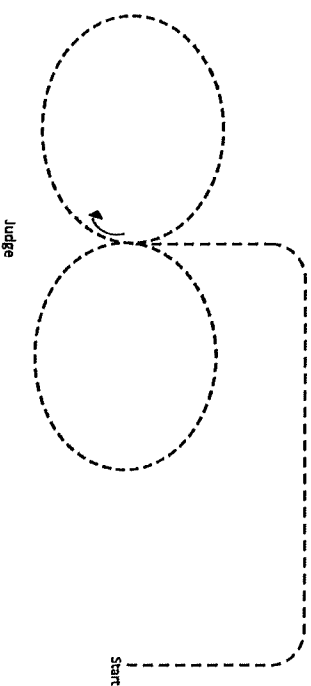
Sidepass // // // //

Judge (J)

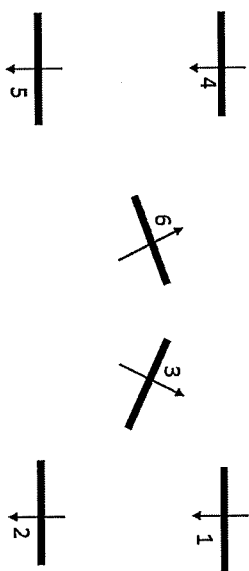
When a pattern is finished, either line up or exit the arena as directed by the ring steward.

Driving Reinsmanship

1. Salute. Begin working trot/gait.
2. Drive down centerline until even with judge, halt & salute.
3. Perform a Figure 8 starting to the right at the working trot/gait.
4. Halt, salute, and exit at the walk.



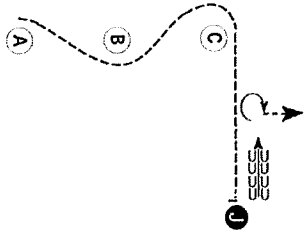
Small Equine Hunter In Hand



Fence Heights: 12-24"

Small Equine Showmanship

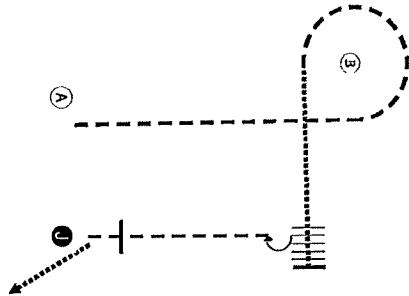
1. Be ready at A.
2. When acknowledged, trot around B, around C and straight to judge.
3. Stop and set up for inspection.
4. When dismissed, back one-horse length.
5. Perform a 270° pivot.
6. Exit at a walk.



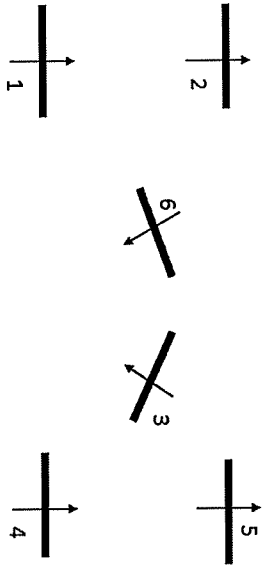
Easy-Gaited Showmanship

Be ready at A.

1. Show gait to and around B.
2. Show walk from B until past judge.
3. Back until horse's hip is even with judge.
4. Perform a 90° turn.
5. Show gait to judge.
6. Stop and set up for inspection.
7. When dismissed, exit arena at a show walk.



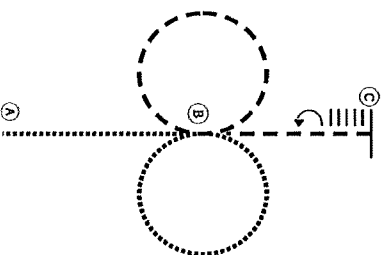
Small Equine Jumpers



Fence Heights: 12-24"

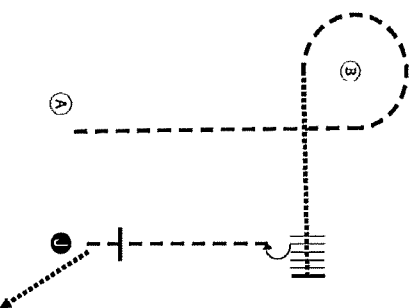
Jr English/Western & Sr Easy Gaited Equitation

1. Show walk from A to B.
2. At B, show walk a circle to the right.
3. Show gait a circle to the left. Continue to show gait until you reach C.
4. At C, stop, back at least 5 steps, and turn 180° on the forehead to the left.
5. Exit at the show gait.



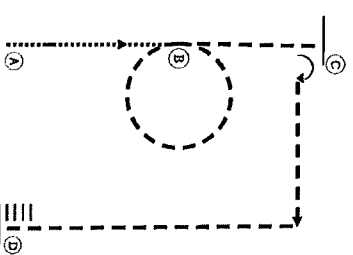
Saddle Type Showmanship

- Be ready at A.
1. Trot to and around B.
 2. Walk from B until past Judge.
 3. Back until horse's hip is even with Judge.
 4. Perform a 90° turn.
 5. Trot to Judge.
 6. Stop and set up for inspection.
 7. When dismissed, exit arena at a walk.



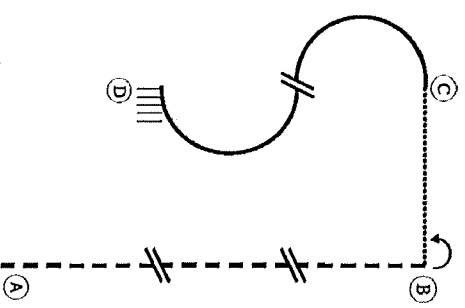
Sr Easy Gaited Horsemanship

1. Show walk from A to B.
2. At B, show gait a circle to the right.
3. Show gait to C and stop. Perform a 90° turn to the right.
4. Show gait a square turn to D.
5. At D, stop, back at least 5 steps, and exit at a show walk.



Saddle Seat Equitation

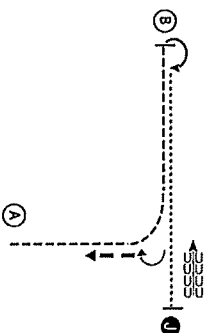
- Be ready at A.
1. Drop your irons when the judge signals for you to begin.
 2. Posting trot A to B beginning with the right diagonal and showing 2 changes of diagonal. Change to left diagonal when 1/3 of the way down the rail and back to the right diagonal when 2/3 of the way down the rail. Halt at B.
 3. Pick up your irons. Perform a 90° turn on the forehead to the left.
 4. Walk from B to C.
 5. Beginning at C, canter a serpentine between C and D. Canter the first loop on the left lead and the second loop on the right lead. Change of lead should be a simple lead change.
 7. Halt at D. Back 5 steps. Exit at a walk.



Note: Pattern to be set far enough off rail to allow horses to complete turn on the forehead.

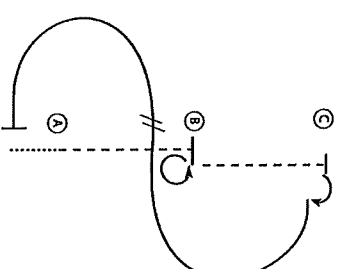
Ranch Showmanship (exhibitors 15 years & ↑)

1. Trot from A to B.
2. Stop and perform a 180° turn.
3. Walk to Judge and set up for inspection.
4. After dismissed, back 4 steps and turn 90°.
5. Trot away from Judge to exit.



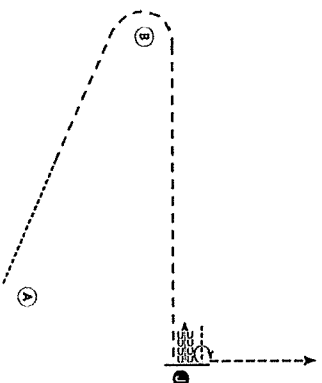
Ranch Horsemanship (exhibitors 15 years & ↑)

1. Walk to A.
2. Trot A to B..
3. Stop at B and perform a 360° turn to the left.
4. Trot B to C.
5. Stop at C and perform a 90° turn to the right.
6. Lope a half circle to B on the right lead.
7. At B perform a lead change and lope a half circle to A on the left lead.
8. Stop at A. Exit at a walk.



Ranch Showmanship (exhibitors 14 years & ↓)

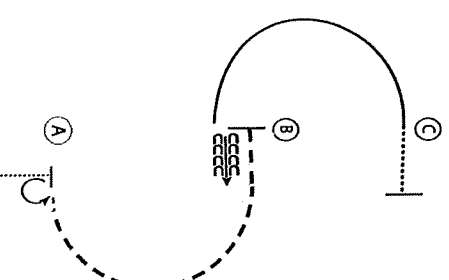
1. Walk halfway from A to B.
2. Trot around B to the Judge.
3. Stop and back 4 steps.
4. Walk to Judge and set up for inspection.
5. When dismissed, perform a 270° turn and trot away from Judge.



Place cones A & B at least 30 ft apart.

Ranch Horsemanship (exhibitors 14 years & ↓)

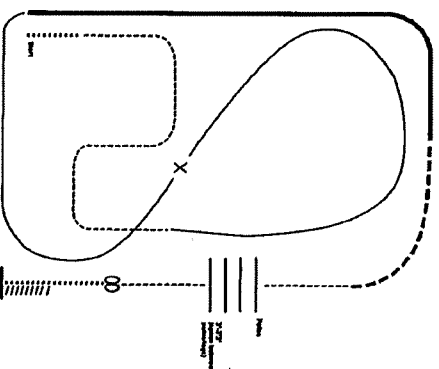
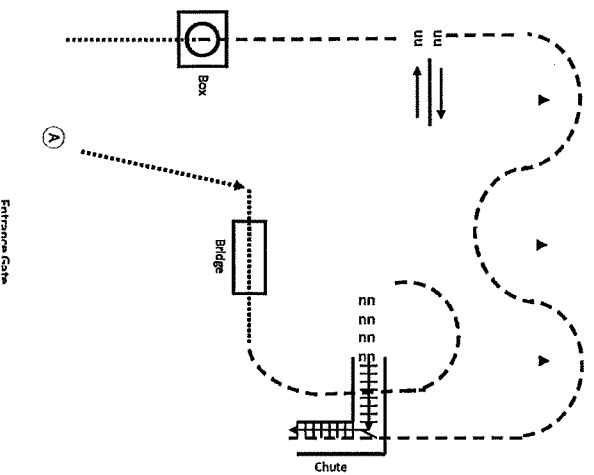
1. Walk to A.
2. Stop at A and perform a 270° turn to the left.
3. Trot a half circle to B.
4. Stop at B and back 3 steps.
5. Lope on the right lead a half circle to C.
6. At C, walk 5 steps and stop. Exit at a walk.



Ranch Riding

Trail in-Hand

1. Begin at A. Walk to and over bridge.
2. Jog over poles to chute.
3. Back through chute.
4. Jog out of chute and continue to jog around cones.
5. Jog to side pass and stop.
6. Side pass left over the pole.
7. Side pass right over the pole.
8. Continue to jog into the box. Perform 360° turn. Walk out.



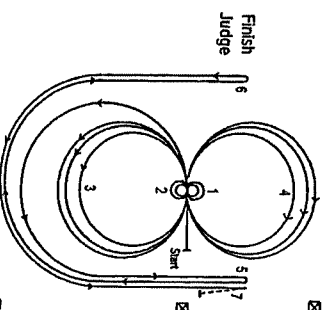
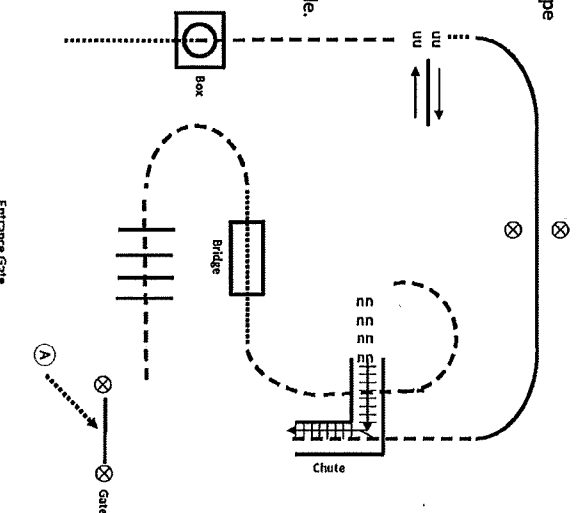
1. Walk
2. Trot serpentine
3. Lope left lead around the end of the arena and then diagonally across the arena
4. Simple or flying change of lead
5. Lope on the right lead around the end of the arena
6. Extend the lope on the straightaway and around corner to the center of the arena
7. Extend trot around corner of the arena
8. Collect to a trot
9. Trot over poles
10. Stop, perform a 360° turn to the right and then perform a 360° turn to the left
11. Walk, stop and back.

PATTERN C

Reining

Trail

1. Begin at A. Walk to gate. Go through rope gate.
2. Jog over poles.
3. Walk over bridge.
4. Jog over poles to chute.
5. Back through chute.
6. Jog over poles.
7. Lope between 2 barrels set 6' apart.
8. Transition to a walk and stop beside pole. Side pass left to end of pole, then side pass right past end of pole.
9. Trot into the box and stop. Perform a 360° turn. Walk out of box.

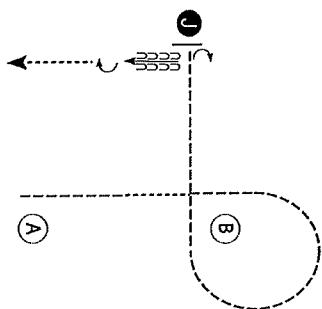


Pattern C

1. Measure 1: Walk to the center of the arena and complete two spins to the right. Repeat.
2. Measure 2: Complete two spins to the left. Repeat.
3. Measure 3: Begin on the left lead. Complete two large fast circles to the left. Then do one small slow circle to the left and then do a flying lead change.
4. Measure 4: Complete two large fast circles to the right and one small slow circle to the right. And then do a flying lead change.
5. Measure 5: Begin a large fast circle to the left. Do not close this circle, but run down the side past the center marker and do a right rollback at least 20 feet from the arena fence.
6. Measure 6: Continue back around the previous circle, run down the opposite side of the arena past the center marker, and do a left rollback at least 20 feet from the arena fence.
7. Measure 7: Continue back around the previous circle. Do not close this circle but run down the side past the center marker and do a sliding stop. Then run straight to the center of the arena or at least 10 feet. Repeat to indicate completion of the pattern and then exit the arena.

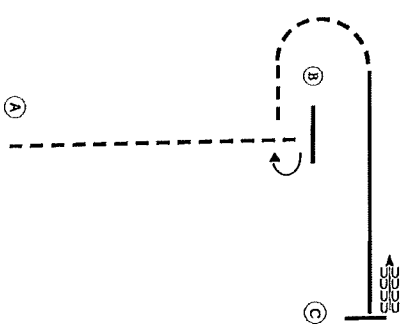
Western Showmanship (exhibitors 14 years & ↓)

1. Trot from A halfway to B.
2. Walk until even with judge.
3. Trot to and around B as shown.
4. Trot to judge.
5. Set up for inspection.
6. When dismissed, perform a 90° turn and back five steps.
7. Perform a 180° turn and walk straight away.



Western Horsemanship (exhibitors 14 years & ↓)

1. Jog A to B.
2. Stop at B and perform a 270° turn to the right.
3. Jog around B.
4. At B lope on the left lead to C.
5. Stop at C.
6. Back approximately one-horse length. Exit at a jog.

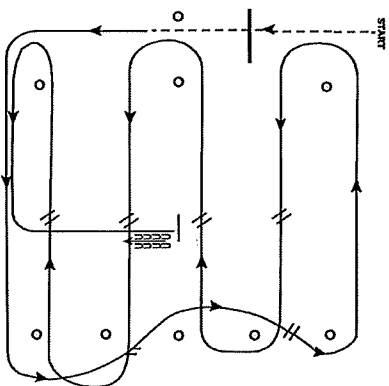


Western Riding

Western Showmanship (exhibitors 15 years & ↑)

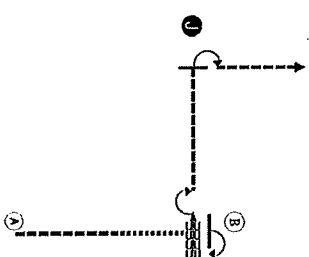
Maneuvers for Western Riding Pattern A

1. Walk to the first pylon and begin jogging to and over the log.
2. Transition to left lead lope and lope around the pylon.
3. First line change.
4. Second line change.
5. Lope around pylon.
6. Lope around pylon and first crossing change.
7. Second crossing change.
8. Lope over log.
9. Third crossing change.
10. Fourth crossing change.
11. Lope up the center, stop, and back.



PATTERN A

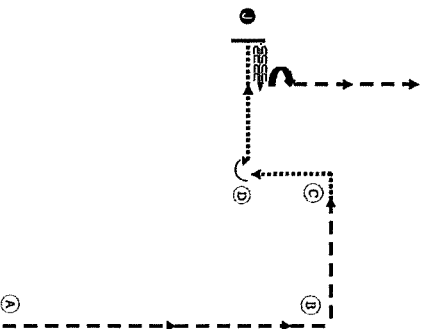
1. Trot from A halfway to B.
2. Break to walk and walk to B.
3. Stop and perform a 90° turn.
4. Back 4 steps and perform a 180° turn.
5. Trot to judge.
6. Stop and set up for inspection.
7. When dismissed, perform a 90° turn.
8. Trot to exit.



Hunter Showmanship (exhibitors 14 years & ↓)

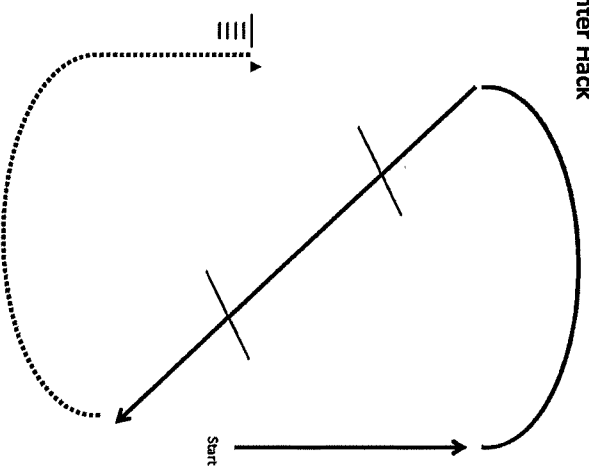
Be ready at A.

1. Trot around B and to C.
2. Break to a walk and walk around C to D.
3. Stop, turn 90° and walk to Judge.
4. Stop and set up for inspection.
5. When dismissed, back six steps.
6. Turn 90° and trot away from the Judge.



Hunter Hack

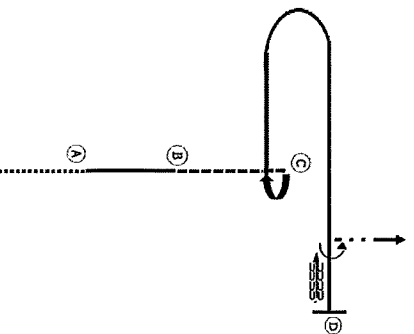
1. Fences are set ~72 feet apart.
2. After second fence, hand gallop to marker.
3. Stop and back at least 5 steps.
4. Drop your reins to signal completion.



Western Horsemanship (exhibitors 15 years & ↑)

Be ready before marker A.

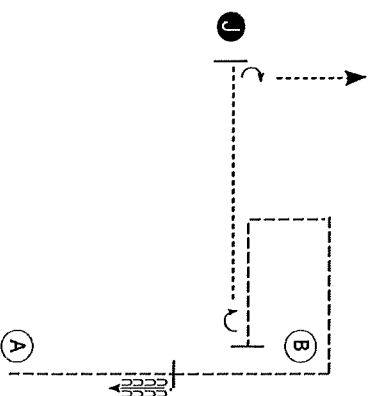
1. Walk to A.
2. Lope on left lead to B.
3. Jog to C.
4. At C, perform a 270° turn to the right.
5. Lope on right lead to D.
6. Stop at D and back approximately one horse length.
7. Perform a 90° turn to the left.
8. Extended jog to exit.



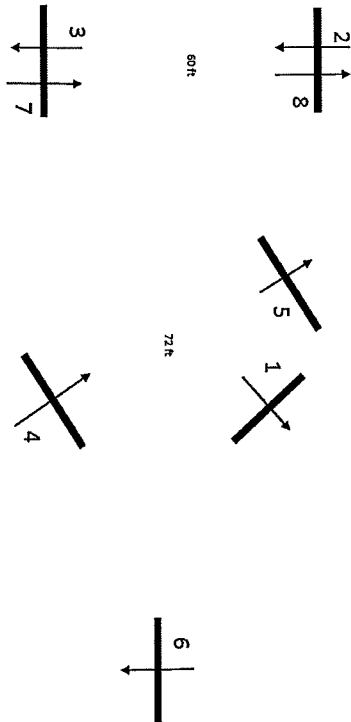
Hunter Showmanship (exhibitors 15 years & ↑)

Be ready at A.

1. Trot halfway to B and stop.
2. Back four steps.
3. Resume the trot and trot a rectangle around B and stop with hip even with B.
4. Perform a 180° turn.
5. Walk to Judge.
6. Stop and set up for inspection.
7. When dismissed, perform a 90° turn and walk to exit.



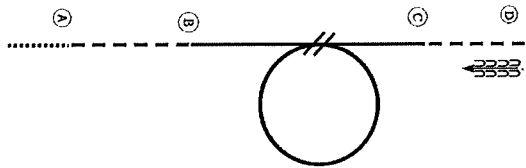
Advanced Equitation Over Fences & Regular Hunter Over Fences



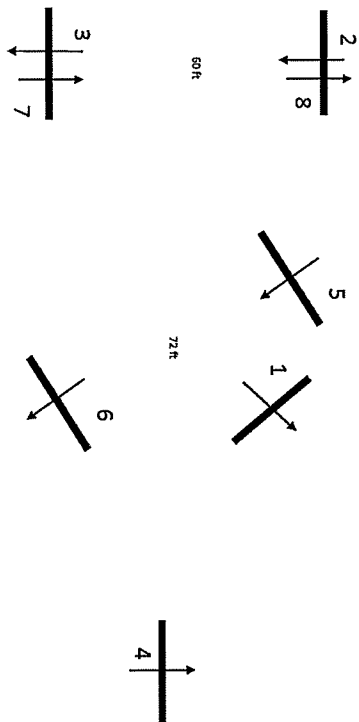
Fence Heights:
Horse and Medium/Large Pony – 2'6"
Small Pony – 2'

Hunt Seat Equitation (exhibitors 15 years & ↑)

- Be ready before A.
1. Walk to A.
 2. Sitting trot from A to B.
 3. Right lead canter at B. Circle to the right.
 4. Simple lead change between B and C.
 5. Canter left lead to C.
 6. Posting trot on the right diagonal to C.
 7. Stop at D and back one-horse length. Exit at a trot.



Intermediate Equitation Over Fences & Low Working Hunter



Fence Heights:
Horse and Medium/Large Pony – 2'3"
Small Pony – 2'

Hunt Seat Equitation (exhibitors 14 years & ↓)

- Be ready before A.
1. Walk to A.
 2. Sitting trot from A to B.
 3. Right lead canter from B to C.
 4. Posting trot on the right diagonal from C to D.
 5. Stop at D and back one-horse length. Exit at a trot.

